

# PC128us-1

## KOMATSU®

**NET HORSEPOWER**

64 kW **87 HP**

**OPERATING WEIGHT**

12700 kg **28,000 lb**



### Benefits

- A compact-tail swing radius on the PC128us-1 promotes job site safety for close quarters work. A tight tail swing area enables the operator to perform more effectively by lessening the need to watch for activity behind him.
- A compact tail swing decreases maintenance and repair costs by lessening damage occurrence.

### Operators Cab

- Better visibility and superior comfort allow the operator to work for hours with less fatigue, yielding greater production and performance.
- The sliding door facilitates entrance in confined work areas and reduces the danger of being damaged on roadways.

### Hydraulics

- The PC128us-1 features the same HydraMind hydraulic system found on all other Avance Dash 6 excavators for greater control and smoother operation.



# PC128us-1

HYDRAULIC EXCAVATOR®

# SPECIFICATIONS



## ENGINE

Model ..... Komatsu S4D102E  
 Type ..... 4-cycle, water-cooled, direct-injection  
 Aspiration ..... Turbocharged  
 No. of cylinders ..... 4  
 Bore ..... 102 mm **4.05"**  
 Stroke ..... 120 mm **4.76"**  
 Piston displacement ..... 3.92 ltr **239 in<sup>3</sup>**  
 Flywheel horsepower ..... 64 kW **87 HP** at 2200 rpm (SAE J1349)  
 Governor ..... All-speed, mechanical



## HYDRAULIC SYSTEM

Type ..... HydrauMind (Hydraulic Mechanical Intelligence New Design) system.  
 Closed-center system with load-sensing valves and pressure-compensated valves.  
 No. of selectable working modes ..... 1  
 Main pump ..... Variable-capacity piston pump  
 Pumps for ..... Boom, arm, bucket, swing, and travel circuits  
 Maximum flow ..... 226 ltr **59.7 gpm**  
 Sub-pump for control circuit ..... Gear pump

### Hydraulic motors:

Travel ..... 2 x axial piston motor with parking brake  
 Swing ..... 1 x axial piston motor with swing holding brake

### Relief valve setting:

Implement circuits ..... 325 kg/cm<sup>2</sup> **4,620 psi**  
 Travel circuits ..... 355 kg/cm<sup>2</sup> **5,148 psi**  
 Blade circuits ..... 325 kg/cm<sup>2</sup> **4,620 psi**  
 Swing circuits ..... 270 kg/cm<sup>2</sup> **3,840 psi**  
 Pilot circuit ..... 30 kg/cm<sup>2</sup> **427 psi**

### Hydraulic cylinders:

Number of cylinders – bore x stroke

Boom ..... 2 – 105 mm x 990 mm **4.1" x 39.3"**  
 Arm ..... 1 – 115 mm x 1175 mm **4.6" x 46.2"**  
 Bucket ..... 1 – 95 mm x 885 mm **3.7" x 35.1"**  
 Blade ..... 1 – 115 mm x 181 mm **4.6" x 7.2"**



## SWING SYSTEM

Driven method ..... Hydrostatic  
 Swing reduction ..... Planetary double reduction  
 Swing circle lubrication ..... Grease-bathed  
 Swing lock ..... Oil disc brake  
 Swing speed ..... 12.0 rpm



## DRIVES AND BRAKES

Steering control ..... Two lever  
 Drive method ..... Hydrostatic  
 Travel motor ..... Axial piston motor, in-shoe design  
 Reduction system ..... Planetary double reduction  
 Maximum drawbar pull ..... 11,100 kg **24,471 lb**  
 Maximum travel speed: High ..... 5.1 km/h **3.2 mph**  
 Low ..... 2.4 km/h **1.5 mph**  
 Service brake ..... Hydraulic lock  
 Parking brake ..... Oil disc brake



## UNDERCARRIAGE

Center frame ..... X-leg frame  
 Track frame ..... Box-section  
 Seal of track ..... Sealed track  
 Track adjuster ..... Hydraulic  
 No. of shoes ..... 42 each side  
 No. of carrier rollers ..... 1 each side  
 No. of track rollers ..... 7 each side



## COOLANT AND LUBRICANT CAPACITY (REFILLING)

Fuel tank ..... 135.0 ltr **35.7 U.S. gal**  
 Radiator ..... 15.7 ltr **4.1 U.S. gal**  
 Engine ..... 13.5 ltr **3.5 U.S. gal**  
 Final drive, each side ..... 2.5 ltr **0.7 U.S. gal**  
 Swing drive ..... 2.5 ltr **0.7 U.S. gal**  
 Hydraulic tank ..... 122.0 ltr **32.2 U.S. gal**



## OPERATING WEIGHT (APPROXIMATE)

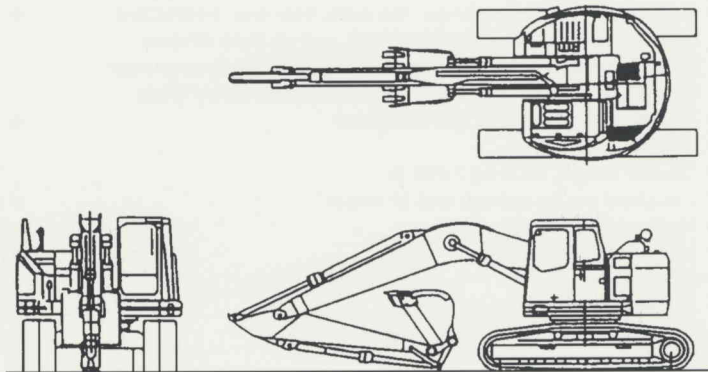
Operating weight, including 4600 mm **15'1"** one-piece boom, 2500 mm **8'3"** arm, SAE heaped 0.44 m<sup>3</sup> **0.58 yd<sup>3</sup>** backhoe bucket, operator, lubricant, coolant, full fuel tank, and the standard equipment.

Shoes	Operating Weight	Ground Pressure
500 mm <b>20"</b>	12700 kg <b>28,000 lb</b>	0.42 kg/cm <sup>2</sup> <b>5.97 psi</b>



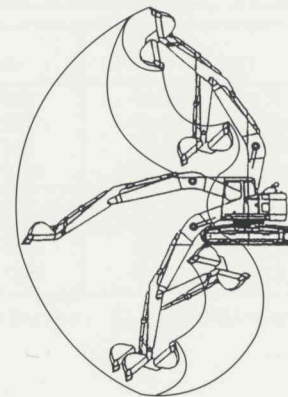
### DIMENSIONS

A	Overall length	7835 mm	25'7"
B	Overall width	2460 mm	8'1"
C	Overall height (to top of cab)	2775 mm	9'1"
D	Ground clearance, counterweight	885 mm	2'9"
E	Minimum ground clearance	415 mm	1'4"
F	Tail swing radius	1465 mm	4'8"
G	Length of track on ground	2750 mm	9'0"
H	Track length	3450 mm	11'3"
I	Track gauge	1960 mm	6'4"
J	Width of crawler	2460 mm	8'1"
K	Shoe width	500 mm	20"
L	Grouser height	25 mm	1"
M	Machine cab height	1865 mm	6'1"
N	Upper structure width	2450 mm	8'0"
O	Distance, swing center to rear end	1465 mm	4'8"
P	Blade width	2470 mm	8'1"
Q	Blade height	590 mm	1'9"
R	Implement offset from swing center	182 mm	7.2"
S	Blade distance from swing center	2365 mm	7'9"

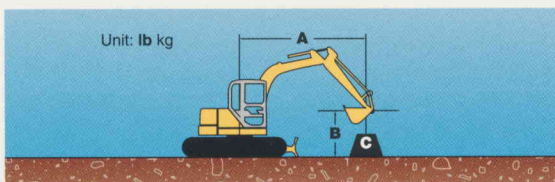


### WORKING RANGE AND BUCKET/ARM COMBINATION

	Arm	2500 mm	8'2"
A	Maximum digging height	9300 mm	30'5"
B	Maximum dumping height	6980 mm	22'9"
C	Maximum digging depth	5445 mm	17'9"
D	Maximum vertical wall digging depth	4865 mm	16'0"
E	Maximum digging reach	8215 mm	26'10"
F	Maximum digging reach at ground	8085 mm	26'5"
G	Minimum swing radius	1935 mm	6'3"
H	Maximum height at minimum swing radius	6770 mm	22'2"
I	Maximum blade lift above ground level	430 mm	1'5"
J	Maximum blade drop below ground	535 mm	1'8"
	Bucket digging force	9480 kg	20,900 lb
	Arm crowd force	6100 kg	13,448 lb



### LIFTING CAPACITY



#### Equipment:

- Boom: 4600 mm 15'1"
  - Bucket: 0.45 m<sup>3</sup> 0.59 yd<sup>3</sup>
  - Shoes: 600 mm 23.6"
- Blade is off ground

A: Reach from swing center

B: Bucket hook height

C: Lifting capacity

Cf: Rating over front

Cs: Rating over side

⊗: Rating at maximum reach

Arm: 2500 mm 8'3"		Unit: kg lb							
B	A	3.0 m 10'		4.5 m 15'		6.1 m 20'		⊗ Maximum	
		Cf	Cs	Cf	Cs	Cf	Cs	Cf	Cs
6.1 m 20'		*3550 <b>*7,800</b>	*3550 <b>*7,800</b>	*3200 <b>*7,000</b>	*3200 <b>*7,100</b>			*2200 <b>*4,900</b>	*1900 <b>*4,200</b>
3.0 m 10'		*6100 <b>*13,400</b>	*6100 <b>*13,400</b>	*4100 <b>*9,000</b>	3250 <b>7,200</b>	*2850 <b>*6,300</b>	2000 <b>4,400</b>	1750 <b>3,900</b>	1200 <b>2,600</b>
0.0 m 0'		*4400 <b>*9,700</b>	*4400 <b>*9,700</b>	4150 <b>9,100</b>	2800 <b>6,200</b>	2650 <b>5,800</b>	1800 <b>4,000</b>	1700 <b>3,700</b>	1100 <b>2,400</b>
-3.0 m -10'		*5000 <b>*11,000</b>	*5000 <b>*11,000</b>	*3600 <b>*7,900</b>	2700 <b>6,000</b>			*2300 <b>*5,000</b>	1600 <b>3,500</b>

\* Load is limited by hydraulic capacity rather than tipping. Ratings are based on SAE Standard No. J1097. Rated loads do not exceed 87% of hydraulic lift capacity or 75% of tipping load.



### STANDARD EQUIPMENT

- Air cleaner, double element with auto dust evacuation
- Alternator, **25A**
- Batteries, 110 Ah/2 x 12V
- Boom holding valve
- Cab which includes: antenna, AM radio, floor mat, intermittent wiper and washer, large ceiling hatch, pull-up front window, openable rear window, rear underview mirror, removable lower windshield, sliding seat with **3"** seat belt, tinted safety glass
- Cooling fan, mixed flow with fan guard
- Corrosion resistor
- Counterweight, 3400 kg **7,496 lb**
- Dustproof net for radiator and oil cooler
- Heater and defroster
- Instrument panel
- Light, one front
- Pump/engine room partition cover
- Shoes, 600 mm **23.6"**, triple grouser
- Starting motor, 4.5 kW
- Travel alarm
- Turbocharger exhaust manifold cover
- Vandalism protection locks



### OPTIONAL EQUIPMENT

- Arm
  - 2500 mm **8'2"**
  - 2500 mm **8'2"** with piping
- Blade assembly
- Hydraulic control unit
  - 1 additional actuator
  - 2 additional actuators
  - 3 additional actuators
- Shoes, triple grouser
  - 600 mm **23.6"**
  - 700 mm **27.6"**
- Shoes, rubber shoe
  - 500 mm **19.7"**
- Track guiding guards

#### SOLD ONLY WITH BUCKET

- Lug bushing
- Play adjustment mechanism



### BACKHOE BUCKET AND ARM COMBINATION

Bucket	Capacity	Width Outside Lip	Weight	Teeth	Arm 2.5 m 8'2"
Esco Standard Plate	0.37 m <sup>3</sup> <b>0.48 yd<sup>3</sup></b>	609 mm <b>24"</b>	373 kg <b>822 lb</b>	4	○
	0.47 m <sup>3</sup> <b>0.62 yd<sup>3</sup></b>	762 mm <b>30"</b>	418 kg <b>922 lb</b>	4	○
	0.57 m <sup>3</sup> <b>0.75 yd<sup>3</sup></b>	914 mm <b>36"</b>	469 kg <b>1,034 lb</b>	4	○
	0.67 m <sup>3</sup> <b>0.88 yd<sup>3</sup></b>	1067 mm <b>42"</b>	516 kg <b>1,138 lb</b>	5	□+
Esco Heavy-duty Plate	0.37 m <sup>3</sup> <b>0.48 yd<sup>3</sup></b>	610 mm <b>24"</b>	494 kg <b>1,089 lb</b>	4	○
	0.47 m <sup>3</sup> <b>0.62 yd<sup>3</sup></b>	762 mm <b>30"</b>	546 kg <b>1,204 lb</b>	4	○
	0.57 m <sup>3</sup> <b>0.75 yd<sup>3</sup></b>	914 mm <b>36"</b>	615 kg <b>1,356 lb</b>	5	○
	0.67 m <sup>3</sup> <b>0.88 yd<sup>3</sup></b>	1067 mm <b>42"</b>	667 kg <b>1,470 lb</b>	5	□+

○ – Used with weights up to **3,040 lb/yd<sup>3</sup>** □ – Used with weights up to **2,520 lb/yd<sup>3</sup>** X – Not useable + – Buckets with play adjustment and bushing

AESS465-00

©1998 Komatsu Printed in USA

SN11(10M)

11/98 (EV-1)

# KOMATSU®

Komatsu America International Company  
440 N. Fairway Dr., Vernon Hills, IL 60061