

For Earth, For Life  
Kubota

CU

KUBOTA  
CU1000 SERIES



**Fresh  
thinking is  
the answer  
to today's  
challenges.**



The challenges facing the agricultural sector are becoming increasingly bigger. And when times are tough, only one thing helps: a new way of thinking. Envisaging alternative options and making smart decisions. For your next tractor purchase, this means opting for efficiency instead of image. For a tractor that can do tough work with top performance whilst under constant strain. And all that at a reasonable price. A Kubota tractor is exactly the right alternative at times like these.





#Highlights

# CU1300-1800T: Full range from small to wide, shallow to deep

**Why Kubota high performance cultivator?**

The Kubota line of high performance cultivators has been designed to offer machines for all seasons. You want a multifunctional cultivator and to be able to adjust it to the very specific conditions. For seedbed preparation, first and second stubbling operations.



#### **CU1000 series**

Rigid frame with 4 rows of tines, a tine spacing of 550 to 600 mm and in working widths of 3.0 and 3.5m. Up to 175hp.

#### **CU1000F series**

Foldable frame with 4 rows of tines, a tine spacing of 550 to 600mm and in working widths of 4.0; 5.0 and 6.0m. Up to 300hp.

#### **CU1000T series**

Trailed frame with 5 rows of tines, Active-on system, a tine spacing of 510 to 900mm in working widths of 6.5m and 8.0m. Up to 450hp.





**Reflex tine**

Available for all frames. Excellent mixing and crumbling effect thanks to the high vibration capability. Working depth up to 20cm.


**Triflex tine**

Available for all frames. Up to 400kg release force with leaf spring system. Working depth up to 20cm. Ideal for high stability in hard soil and stony conditions



# High performance for all seasons

The Kubota high performance cultivators have been developed to use for all seasons for all operations with a maximum working depth of 20cm. Depending on the season and conditions, you want to leave a rough surface or a fine seedbed. When the time is right, you need a machine that has the right capacity to finish the job perfectly.



## Did you know?

Did you know that Kubota produces its own engines and that Kubota is the global market leader for industrial diesel engines under 100 hp? You might be surprised to learn under which bonnets Kubota engines are at work. Top quality and efficiency are the main ingredients of this success.

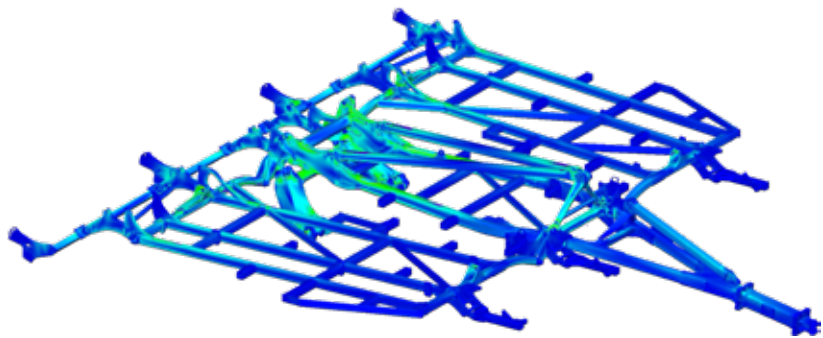


**Strong, user-friendly and universal**

Lots of farms are working less than 15cm deep for most of operations like seedbed preparation or first stubbling operations. The CU1000 is a versatile machine on the farm for establishing and making cultivation from 3cm to 20cm. The tine pitch of 19cm allows a full cutting even at shallow depth. The combination with Reflex tines and double heart share ensures an intensive mixing effect able to promote the germination of weeds for stubbling operation or creating a nice seedbed in front of the seeding operation. The CU1000 is definitely the essential versatile machine from spring to autumn for all seedbed and stubbling operations in all kind of crops

**Robust frame design**

The frame is a result of a long study made by FEM (Finite Element Method) calculation to optimise the steel over the working width and proposing a strong structure able to resist to tractors up to 450 hp. Different scenarios have been chosen to make sure that it is able to resist even with the most aggressive angles while turning and then the tines are supported by box section tube 100x100mm to resist to all kind of conditions.



On the trailed version the wheel wagon is placed inside the machine to ensure very short headland turns inferior to 10m, but also for always having a positive weight on the drawbar even during in backward operations with the heaviest rollers.

**3 Steps: Tillage - Levelling - Re-consolidating**

The Kubota CU1000 is offering a 4 row configuration on the mounted machines and even 5 rows of tines on the trailed version. In combination with a high underbeam clearance of 725mm and the 190mm tine distance, this leads to a nice mixing and finishing without the risk of blockages. The CU1000 can be equipped either with Reflex tine or Triflex tine and a variation of shares to adjust the machine to different conditions and tasks.

You have the choice of spring loaded levelling tines or levelling discs. Both units can be adjusted in their aggressiveness. Also the angle to the ground can be regulated. In combination with special border equipment, a perfect levelling is achieved.

Perfect seedbed preparation ends with re-consolidation. Therefore a wide range of rollers are available to meet the various conditions such as Actipack ø560mm, Actiflex ø580mm or Actiring ø540mm, but also the reinforced cage roller ø550mm, the double cage roller ø400mm and the new Actipress Twin roller ø560mm.

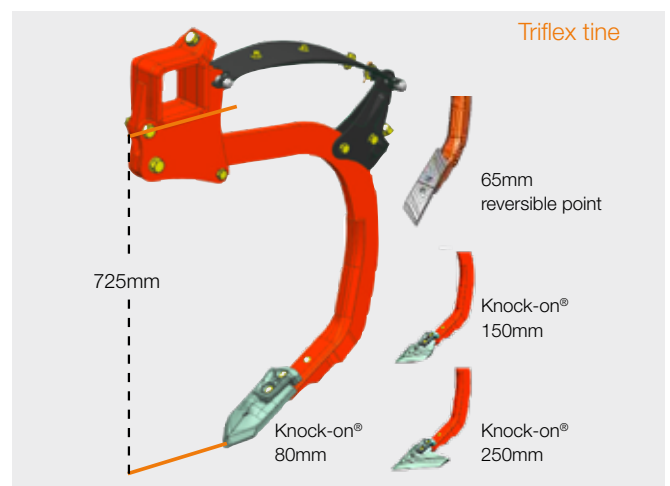
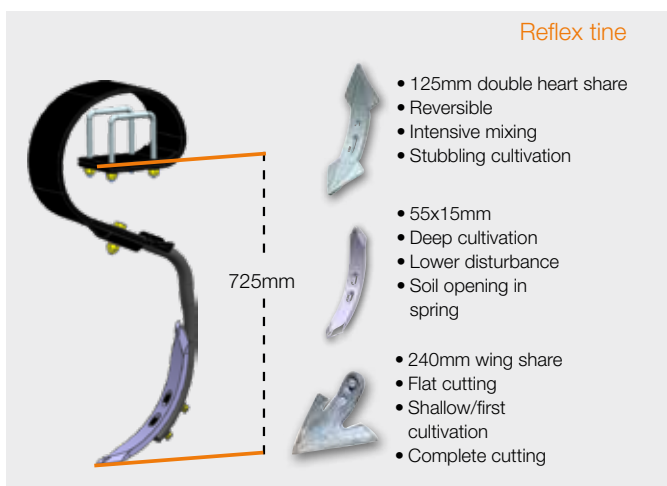




## Did you know?

Did you know that Kubota is not only one of the top-50 most recognised brands in Japan, but also one of the largest tractor manufacturers in the world? In 2014 alone, Kubota produced more than 180,000 tractors.

**KUBOTA** CU1300







# High vibration and penetration for high efficiency

**A perfect seedbed or stubble cultivation is an increasingly crucial operation and an important first step to high yields. Earlier seeding dates and conservation tillage systems all add to the pressure to ensure this vital operation is carried out effectively.**

## **The Reflex tine - High vibration and mixing effect**

The Reflex tine is benefitting of a high vibration effect: the large coil and the high tine clearance of 725mm gives a high flexibility while ensuring a high vibration to crack the clods. The working depth (3-20cm) of the share stays regular even when the tine release to the back thanks to the tine design. The narrow tine spacing is made for an active crumbling and nice levelling. In addition, the pressure applied on the coil is reduced to extend the life time.

The Reflex tine is the perfect solution for using the CU1000 in first/second stubble pass or for seedbed preparation. Also for the incorporation of slurry or manure the Reflex tine is the best choice. To make it even more versatile three different shares are available depending of the expected working depth and mixing effect.

## **The Triflex 400 tine - High penetration and stability**

The auto-reset Triflex 400 tine (C-tine) uses the proven leaf spring system to ensure a high point pressure of 400kg in work and a smooth release curve when the tine hits an obstacle. The Triflex tine with narrow design and special shape reduces the pulling forces while ensuring a perfect penetration in most compacted soil. It is the perfect choice for deep loosening and working on heavier soil types strewn with stones.

The Triflex tine can be equipped with different shares to adapt to different working depths and tasks. 3 types of shares are available with the patented Knock-on® system. It is the easiest way of changing parts on a cultivator, either to adapt the machine to work from shallow to depth (and vice versa) or to change wearing parts.





# Perfect levelling to leave an even surface

**You are looking for an unmatched seedbed that places the finer particles of soil in the sowing zone, allowing perfect seed-to-soil contact to boost the emergence of your crop. Therefore Kubota offers two levelling systems that suits to different trash amount. You have the choice to find the best for your conditions.**



#### **Even soil surface**

In order to create an even surface for a fine seedbed, Kubota offers two options of levelling tools for the CU1000. There are levelling tines which are a very easy and economic way of levelling and to handle normal straw conditions on light to medium soil types.

#### **Good incorporation**

When it comes to heavy amounts of residues the levelling discs are more suitable.

#### **Overload protection**

Both versions are overload protected by a spring to avoid damages in stony or other difficult conditions. Individual springs ensure individual release of tines or discs and keep levelling quality even in stony conditions. The pressure on this spring and also the angle of the levelling discs/tines can be adjusted for a perfect result.

#### **Easy to fold**

To respect the transport width on mounted versions with 3.00m and 3.50m working width the outer tines/discs can be hydraulically or mechanically folded in.

#### **Did you know?**

Gonshiro Kubota founded the company because he could no longer stand to see people dying from contaminated drinking water. He began by manufacturing products for clean water supply. Since then, we have been offering various products that help to improve the living conditions of people and society. That's what "For Earth, For Life" stands for.



Levelling discs for heavier trash conditions.



Levelling tines on light to medium soil conditions.



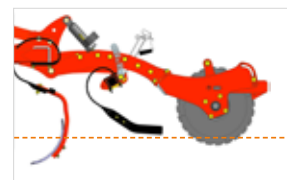
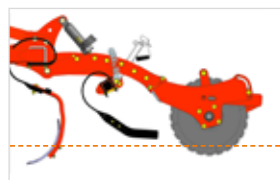
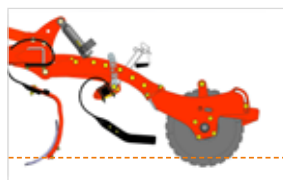
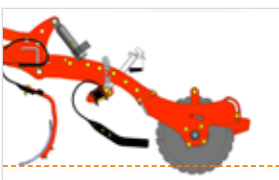
# Versatile to meet the various conditions



**Re-consolidation is an elementary action of arable farming. Reducing large open pores and aggregate size allows for improved seed-to-soil contact and keeping the water necessary for the next crop germination. The right choice of the right roller depends on the soil type and conditions. Also lifting capacity of the tractor needs to be considered. Therefore Kubota offers a wide range of either active or reinforce maintenance-free rollers to finalise as well the levelling of the surface.**

## **Depth control**

The rear depth control of the Kubota CU1000 is adjusted via the roller equipment. The system of the roller attachment allows that the working depth can be easily adjusted by a spindle. The levelling tine sections are simultaneously adjusted with the roller but can as well if necessary, be fine-tuned.





**Did you know?**

**Did you know that Kubota is an ISOBUS pioneer? The Kubota company Kverneland Group invented the ISOBUS technology. And incidentally: Kubota is also leading the industry in AEF certified ISOBUS compatibilities**

**Rollers for all type of soil**

All Kubota rollers have maintenance-free bearings which are protected with 5 sealing lips against dust and water. In heavier conditions like stones, twine, mud etc. additional steel covers extend the lifetime of the bearings.



**Actipack Ø 560mm - 220 kg/m**  
 The Actipack roller displays its superb working qualities especially on medium to heavy soils and also in wet, stony and sticky conditions thanks to the independent skids and adjustable knives.



**Actiring ø 540mm - 160 kg/m**  
 The Actiring roller using the same frame structure and knife system than the Actipack but discs are replaced by a "V" profile ring. This saves 60kg/m, which is of critical importance for reducing lifting capacity. Actiring is not recommended in stony conditions.



**Actiflex ø 580mm - 160 kg/m**  
 The Actiflex roller has been made to create an intensive mixing and create a nice seedbed with all soil types, even stony conditions. The rings made with spring steel are separated by skids to have a high resistance against stress at high speed and enhance weeds regrowth after harvesting.



**Cage roller ø 550mm - 90 kg/m**  
 10 bars ensure a good loading capacity and effective crumbling actions even in wet conditions.



**Double cage roller ø 400mm (tube/flat) - 160 kg/m**  
 The double cage roller ensures a good crumbling and levelling effect. It has a high carrying capacity and it is used for precise depth control.



**Actipress Twin ø560mm - 220 kg/m**  
 The u-profile ensure high carrying/rolling capacity and self-cleaning effect especially for light soils. Due to the fact that there is no direct compaction as it is made with the soil contact, plough pans are avoided. Weight with soil per metre 250kg/m.



# User comfort and ease of handling

**If you are looking for safe operation and user comfort, Kubota always makes the adjustment operation easy and safe for the user, for saving precious time and resources all along the day. That's why all the adjustments can be done without any tool.**

## Well-studied kinematic

Adjusting the CU1000 for each season is easily done. The depth is adjusted by hydraulic cylinders and spacers; and the levelling equipment crank or hydraulic cylinders (as an option). If the working depth is changed, there is almost no need to change the position of the levelling equipment thanks to the well-studied kinematic which acts like a parallelogram. In addition, there is hardly any maintenance to be done apart from changing wearing parts. For farmers with small fields, narrow roads and who want to save time, the rigid CU1000 can be equipped with a hydraulic folding system of the lateral levelling tines.



CU1000T: The front working depth is adjusted by gauge wheels.



The rear depth control is adjusted via the roller equipment.

## Front depth adjustment with load transfer

The front working depth is adjusted by the depth control wheels. The 4 gauge wheels 340/55x16 ensure excellent support in light conditions and make the machine working at the same depth on the 3 sections. With the automatic load transfered system up to 1.8T is transfered to the rear axle of the tractor in order to reduce the pulling force and save fuel and tires.

## Rear depth control

The rear depth control of the Kubota CU1000T is adjusted via the roller equipment. The parallelogram frame concept enables the working depth to be easily adjusted. The levelling tine sections are simultaneously adjusted with the roller, if necessary fine tuning of the levelling tines can also be achieved. The adjustment is centralized by crank. Therefore all adjustments are simple and user-friendly.

## Automatic Load Transfer (ALT) on trailed models

With the CU1000T, Kubota provides a cultivator which is easy to pull at low operating costs. A top feature of the CU1000T is the Automatic Load Transfer (ALT) system. With the front depth wheels acting like detectors, a sensor activates the load transfer system which transfers up to 1,800kg onto the drawbar. The benefit is up to 5% reduced slippage.

Additional weight on the tractor (e.g. inside the rim wheels) becomes obsolete for reducing fuel consumption and wearing. That is the reason why the wheel wagon placed inside the frame. This also supports the positive weight transfer on the drawbar even when reversing with the heaviest rollers.



**Did you know?**

Did you know that Kubota manufactures products in seven European countries? This proximity to the market is central to the company's philosophy. Each factory adheres to the same high Japanese quality standards, whether it is located in Germany, France, or Japan.

**Safe on the road and quick in the field**

The CU1000T can easily be converted from transport to work position. The hydraulic transport locking device unlocks automatically when unfolding. To respect the transport width on the rigid models the outer tines/discs can be hydraulically or mechanically folded in.



The standard automatic weight transfer increases the tractor traction and reduces the required pulling force, fuel and tire consumption.



Hydraulic and pneumatic brakes are available. They are both combined with parking brakes. Homologation at 40km/h in Germany. EU homologation is in progress.

# Kubota Farm Solutions: 360° performance for 100% success

We understand that you need more than powerful tractors and implements to succeed: namely, an integrated system of products and services to increase your competitiveness and preparation for the future. With Kubota Farm Solutions (KFS), we have brought together our solutions in a system— and targeted our proposition to you. From intelligent technology to individual services, the KFS advantages complement each other, forming a circle that ends where it begins: with our commitment to support you a little better every time, now and in the future.







## Performance

You have a clear objective: to get your work done productively and successfully while being relaxed. Kubota offers you the equipment that can best support you in this endeavour. Whichever tractor or implements you decide on, you can always count on proven quality, excellent performance, and co-ordinated features. In short: intelligent and reliable technology that gets you a decisive step closer to your goal.



## Control

You want full control over what you are doing. Kubota provides you with perfectly integrated systems to help you achieve that. From machine optimisation to implement monitoring, you can control the tractor and resources easily from a single terminal. This not only provides you with a better overview of all work processes, but also allows you to work without stress.



## Optimisation

You know exactly how you want to get your work done: efficiently, precisely, and most comfortably. Kubota gives you everything you need to obtain optimal results while remaining at ease. With our ISOBUS technology, precision farming solutions, and automatic steering system, you can apply seeds, fertilisers, and pesticides with extreme precision. This lowers your costs and reduces your workload.



## Value protection

You know what it takes to be commercially successful: top performance with every task and top conditions over many years. Once again, Kubota offers solutions that fulfil what they promise. Our parts are manufactured to the same high standards and strict specifications as the Kubota machines.



## Finance management

You want to improve your productivity, but not at any cost. With Kubota Finance, you can make your planned investment with ease, convenience, and safety. Whether financing or leasing, you benefit from professional advice and attractive conditions. All you need in order to gain the advantages of a technology that drives your success forward. Whether you need machines or services, you have full control of the costs.

# #Technical data

Model		CU 1300	CU 1350	CU 1400F	CU 1500F	CU 1600F	CU 1650T
<b>Frame</b>		rigid	Rigid	Foldable	Foldable	Foldable	Trailed
<b>Dimensions &amp; weight</b>							
<b>Working width</b>	(m)	2.82	3.19	3.94	5.07	5.81	6.18
<b>Roller width</b>	(m)	3.00	3.50	4.50	5.50	6.00	6.50
<b>Transport width</b>	(m)	3.00	3.50	2.90	2.90	2.90	3.00
<b>Weight, with Cage roller (approx.)</b>	(kg)	1325	1460	2565	2955	3215	5845
<b>Weight, with Actiflex (approx.)</b>	(kg)	1540	1715	2863	3295	3645	6190
<b>Weight with Actipack (approx.)</b>	(kg)	1720	1915	3129	3506	3981	6600
<b>Attachment to tractor</b>							
<b>Hitch</b>	(CAT)	II & III	II & III	II & III	II & III	II & III	III & IV N**
<b>Min. / max. horsepower req.</b>	(hp)	90/150	105/175	120/200	150/250	180/300	200/350
<b>Operation</b>							
<b>Number of tines</b>		15	17	21	27	31	33
<b>Tine spacing (regular)</b>	(mm)	190	190	190	190	190	190
<b>Number of tine rows</b>		4	4	4	4	4	5
<b>Row spacing</b>	(mm)	550 to 600	550 to 600	550 to 600	550 to 600	550 to 600	510 to 900
<b>Underbeam clearance</b>	(mm)	725	725	725	725	725	725
<b>Depth adjustment hydr. by spacer</b>		●	●	●	●	●	●
<b>Tires transport (2 x 500/60 x 22.5)</b>		-	-	-	-	-	●
<b>Tires depth control (4 x 340/55 x 16)</b>		-	-	-	-	-	●
<b>Levelling device (tines or discs)</b>		●	●	●	●	●	●
<b>Rear roller*</b>		●	●	●	●	●	●
<b>Brake (hydr. or pneumatic)</b>		-	-	-	-	-	●

\* Cage roller (ø 550mm), Double Cage roller (ø 400mm), Actiring (ø 540mm), Actiflex (ø 580mm), Actipack (ø 560mm), Actipress Twin (ø560mm)

\*\* Fixed eye

**CU  
1800T**  
Trailed

7.68
8.00
3.00
6505
6900
7400

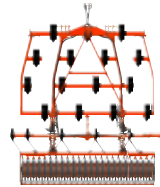
III & IV N**
240/450

41
190
5
510 to 900
725
●
●
●
●
●
●

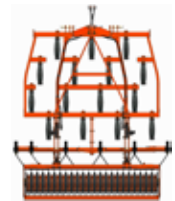
● standard ○ option

**mounted rigid**

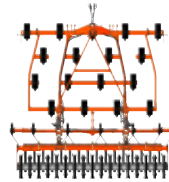
CU1300 - 15 Reflex tines



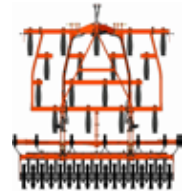
CU1300 - 15 Triflex 400 tines



CU1350 - 17 Reflex tines



CU1350 - 17 Triflex 400 tines

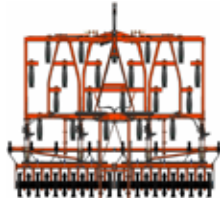


**mounted fold**

CU1400F - 21 Reflex tines



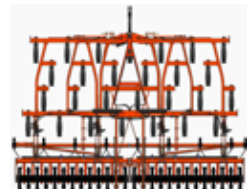
CU1400F - 21 Triflex 400 tines



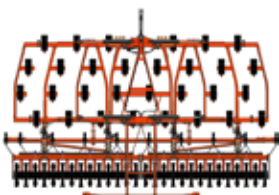
CU1500F - 27 Reflex tines



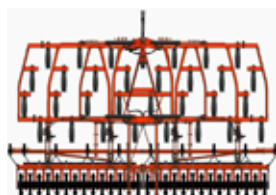
CU1500F - 27 Triflex 400 tines



CU1600F - 31 Reflex tines

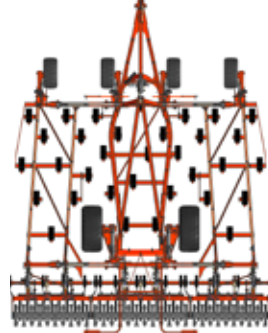


CU1600F - 31 Triflex 400 tines




**trailed**


CU1650T - 33 Reflex tines




CU1650T - 33 Triflex 400 tines



CU1800T - 41 Reflex tines



CU1800T - 41 Triflex 400 tines



*The company reserves the right to change the above specifications without notice. This brochure is for descriptive purpose only. Some of the items pictured in this brochure are optional and not standard equipment. Please consult your local Kubota dealer for warranty, safety or product information. For your safety, Kubota strongly recommend the use of a seat belt in all applications.*

©2019 Kverneland Group Les Landes Génusson S.A.S

